

Unit 1 Vocabulary (Review and Exam)

1	Code	<ul style="list-style-type: none"> a. Instructions to the computer b. Notes to the programmer inside the code c. The processing of finding and fixing mistakes in code d. Functions that slow down program execution
2	Debugging	<ul style="list-style-type: none"> a. Instructions to the computer b. Notes to the programmer inside the code c. The processing of finding and fixing mistakes in code d. Functions that slow down program execution
3	Comment	<ul style="list-style-type: none"> a. Instructions to the computer b. Notes to the programmer inside the code c. The processing of finding and fixing mistakes in code d. Functions that slow down program execution
4	CodeBot	<ul style="list-style-type: none"> a. A computer with sensors on wheels b. Discs that rotate with slots c. Programmable electric engines d. Devices that give input or output to a computer
5	Peripherals	<ul style="list-style-type: none"> a. A computer with sensors on wheels b. Discs that rotate with slots c. Programmable electric engines d. Devices that give input or output to a computer
6	Motors	<ul style="list-style-type: none"> a. A computer with sensors on wheels b. Discs that rotate with slots c. Programmable electric engines d. Devices that give input or output to a computer
7	Wheel encoders	<ul style="list-style-type: none"> a. A computer with sensors on wheels b. Discs that rotate with slots c. Programmable electric engines d. Devices that give input or output to a computer
8	LEDs	<ul style="list-style-type: none"> a. Describes how code interfaces with other code b. Tiny electronic components that produce light c. A sequence of changes at a controlled speed d. A module that contains pre-built functions and code
9	API	<ul style="list-style-type: none"> a. Describes how code interfaces with other code b. Tiny electronic components that produce light c. A sequence of changes at a controlled speed d. A module that contains pre-built functions and code
10	Library	<ul style="list-style-type: none"> a. Describes how code interfaces with other code b. Tiny electronic components that produce light c. A sequence of changes at a controlled speed d. A module that contains pre-built functions and code
11	Animation	<ul style="list-style-type: none"> a. Describes how code interfaces with other code b. Tiny electronic components that produce light c. A sequence of changes at a controlled speed d. A module that contains pre-built functions and code
12	Byte	<ul style="list-style-type: none"> a. Binary digit b. Base 2 digits 0 and 1 c. Using a sequence of binary digits that can be moved left or right

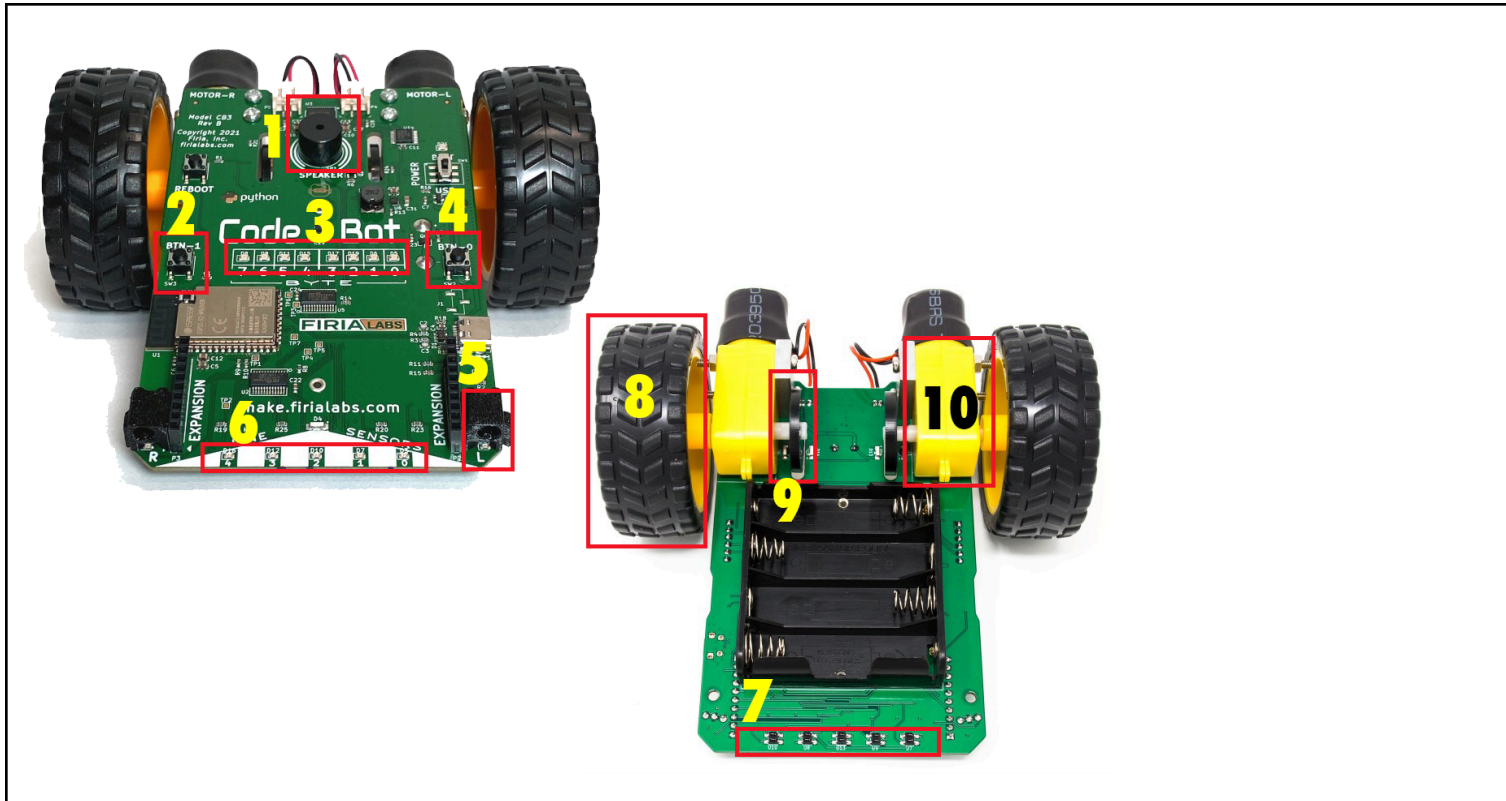
		d. A section of 8 binary digits
13	Binary	a. Binary digit b. Base 2 digits 0 and 1 c. Using a sequence of binary digits that can be moved left or right d. A section of 8 binary digits
14	Bit	a. Binary digit b. Base 2 digits 0 and 1 c. Using a sequence of binary digits that can be moved left or right d. A section of 8 binary digits
15	Shift register	a. Binary digit b. Base 2 digits 0 and 1 c. Using a sequence of binary digits that can be moved left or right d. A section of 8 binary digits

Unit 1 Review Questions (in Kahoot)


Use this image to answer the questions:

2. Identify #2	a. Debug b. Run c. Filename d. Text editor
3. Identify #3	a. Objective panel b. Mission panel c. Objective goals d. Toolbox
5. Identify #5	a. Objective panel b. CodeTrek c. Hints d. Debug

6. Identify #6	<ul style="list-style-type: none"> a. Objective panel b. CodeTrek c. Hints d. Debug
10. Identify #10	<ul style="list-style-type: none"> a. Hints b. CodeTrek c. Sandbox d. Toolbox



Identify #1	<ul style="list-style-type: none"> a. Button 0 b. Button 1 c. Speaker d. Proximity sensor
Identify #3	<ul style="list-style-type: none"> a. Line sensor LEDs b. User LEDs c. Line sensors d. Proximity sensors
Identify #5	<ul style="list-style-type: none"> a. Line sensor LEDs b. User LEDs c. Line sensors d. Proximity sensors
Identify #6	<ul style="list-style-type: none"> a. Line sensor LEDs b. User LEDs c. Line sensors d. Proximity sensors
Identify #10	<ul style="list-style-type: none"> a. Wheels b. Motors c. Wheel encoders d. Proximity sensors

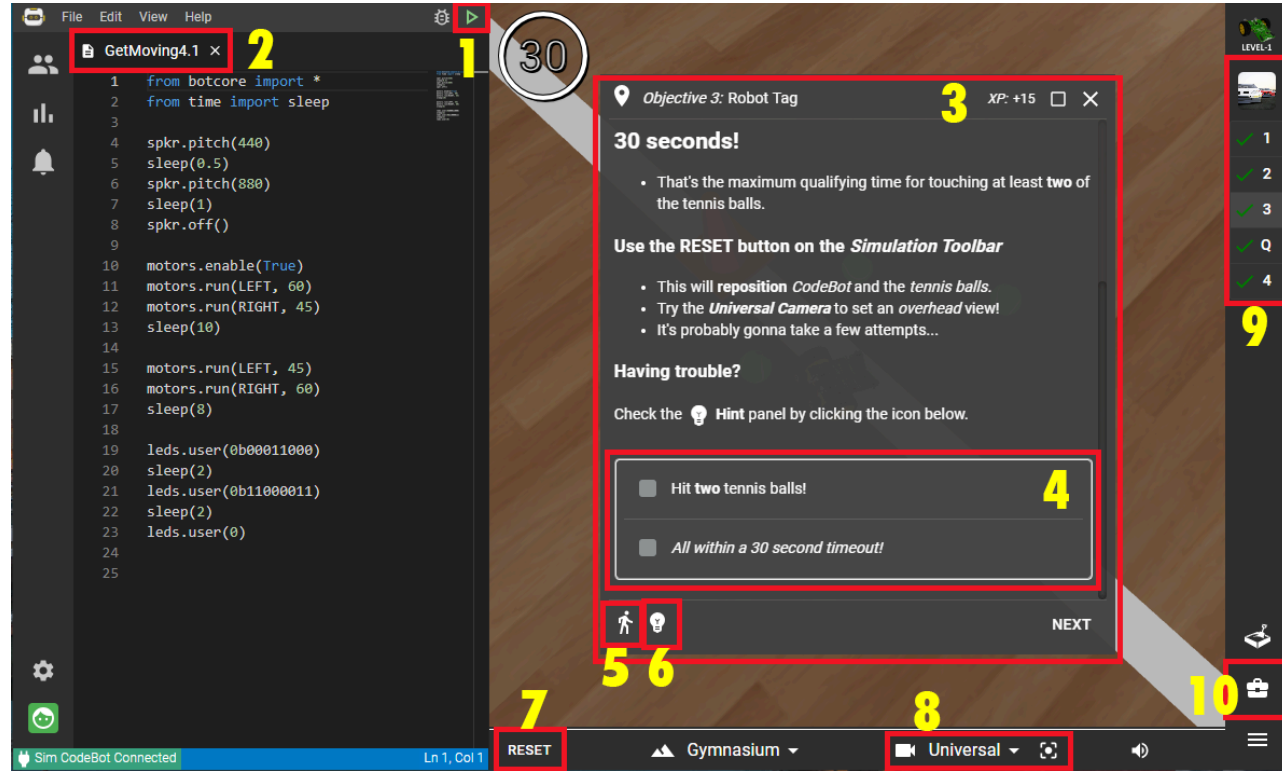
What are binary digits?	<ul style="list-style-type: none"> a. True and False b. 0 and 1 c. The numbers from 0 to 7 d. All integers
What symbol is used to add a comment to your code?	<ul style="list-style-type: none"> a. # Comment b. ' Comment c. " Comment d. (Comment)
What is the number of the highlighted LED? 	<ul style="list-style-type: none"> a. 3 b. 2 c. 6 d. 5
What line of code will light a single LED?	<ul style="list-style-type: none"> a. leds.user_num(True) b. leds.user_num(0) c. leds.user_num(True, 0) d. leds.user_num(0, True)
What line of code uses a binary string to light up user LEDs 1, 5 and 7?	<ul style="list-style-type: none"> a. leds.user_num(0b10100010) b. leds(0b01000101) c. leds.user(0b10100010) d. leds.user(0b10001010)
What line of code uses a decimal string to turn off all LEDs?	<ul style="list-style-type: none"> a. leds.user(0) b. leds.user(0b00000000) c. leds.user(False) d. leds.user_num(0)
What line of code turns on a single line sensor LED?	<ul style="list-style-type: none"> a. leds.ls_num(0) b. leds.ls(True) c. leds.ls(0b00010000) d. leds.ls(0b00100)
What is the result of the following code? <pre>leds.user(0b00000000) leds.user_num(3, True)</pre>	<ul style="list-style-type: none"> a. leds.user(0b00001000) b. leds.user(0b00010000) c. leds.user(3) d. leds.user(0b00000100)

What code has to be included before the motors will run?	<ul style="list-style-type: none"> a. motors.run(LEFT, 0) b. motors.run(RIGHT, 100) c. motors.disabled(False) d. motors.enabled(True)
With the given code, which direction will the CodeBot move? <pre>from botcore import * motors.run(LEFT, 50) motors.run(RIGHT, -50)</pre>	<ul style="list-style-type: none"> a. Rotate clockwise b. Rotate counterclockwise c. Move forward d. Won't move
With the given code, which direction will the CodeBot move?	<ul style="list-style-type: none"> a. Rotate clockwise b. Move forward c. Move backward d. Move in a circle

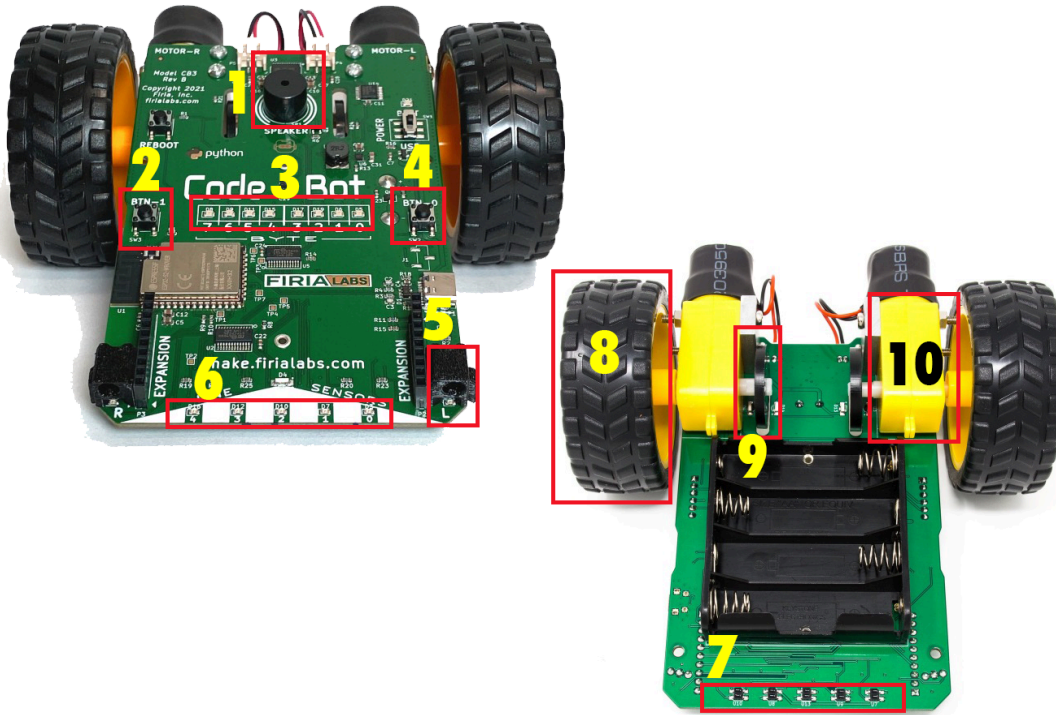
<pre>from botcore import * motors.enable(True) motors.run(LEFT, 50) motors.run(RIGHT, -50)</pre>	
<p>With the given code, which direction will the CodeBot move?</p> <pre>from botcore import * motors.enable(True) motors.run(LEFT, 35) motors.run(RIGHT, 35)</pre>	<ul style="list-style-type: none"> A. Rotate clockwise B. Move forward C. Move backward D. Move in a circle
<p>With the given code, which direction will the CodeBot move?</p> <pre>from botcore import * motors.enable(True) motors.run(LEFT, 50) motors.run(RIGHT, 35)</pre>	<ul style="list-style-type: none"> a. Rotate clockwise b. Move forward c. Move backward d. Move in a circle
<p>With the given code, which direction will the CodeBot move?</p> <pre>from botcore import * motors.enable(True) motors.run(LEFT, -35) motors.run(RIGHT, -35)</pre>	<ul style="list-style-type: none"> a. Rotate clockwise b. Move forward c. Move backward d. Move in a circle
<p>What code will play a tone?</p>	<ul style="list-style-type: none"> a. speaker.play(tone) b. spkr.play(tone) c. spkr.pitch(tone) d. spkr.tone(pitch)

Unit 1 Exam Questions (in Microsoft Forms)


Use this image to answer the questions:



1	Identify #1	<ul style="list-style-type: none"> a. Debug b. Run c. Objective panel d. Objective goals
2	Identify #4	<ul style="list-style-type: none"> a. Debug b. Run c. Objective panel d. Objective goals
3	Identify #5	<ul style="list-style-type: none"> a. Hints b. CodeTrek c. Sandbox d. Toolbox
4	Identify #6	<ul style="list-style-type: none"> a. Hints b. CodeTrek c. Sandbox d. Toolbox
5	Identify #10	<ul style="list-style-type: none"> a. Hints b. CodeTrek c. Sandbox d. Toolbox



6	Identify #2	<ul style="list-style-type: none"> a. Button 0 b. Button 1 c. Speaker d. Proximity sensor
7	Identify #3	<ul style="list-style-type: none"> a. Line sensor LEDs b. User LEDs c. Line sensors d. Proximity sensors
8	Identify #5	<ul style="list-style-type: none"> a. Line sensor LEDs b. User LEDs c. Line sensors d. Proximity sensors
9	Identify #6	<ul style="list-style-type: none"> a. Line sensor LEDs b. User LEDs c. Line sensors d. Proximity sensors
10	Identify #7	<ul style="list-style-type: none"> a. Line sensor LEDs b. User LEDs c. Line sensors d. Proximity sensors
11	What are binary digits?	<ul style="list-style-type: none"> a. The numbers from 0 to 7 b. All integers c. True and False d. 0 and 1
12	What symbol is used to add a comment to your code?	<ul style="list-style-type: none"> a. (Comment) b. # Comment c. ' Comment d. " Comment

13	<p>What is the number of the highlighted LED?</p> 	<ul style="list-style-type: none"> a. 3 b. 2 c. 4 d. 5
14	<p>What line of code will turn off a single LED?</p>	<ul style="list-style-type: none"> a. leds.user(False) b. leds.user_num(0, False) c. leds.user(0) d. leds.user_num(False, 0)
15	<p>What line of code uses a binary string to light up user LEDs 1, 3 and 5?</p>	<ul style="list-style-type: none"> a. leds.user_num(10101000) b. leds(0b10100010) c. leds.user(0b10101000) d. leds.user(0b00101010)
16	<p>What line of code uses a decimal string to turn off all user LEDs?</p>	<ul style="list-style-type: none"> a. leds.user(3) b. leds.user(0b00000000) c. leds.user(0) d. leds.user(False)
17	<p>What line of code turns on a single line sensor?</p>	<ul style="list-style-type: none"> a. leds.ls(True) b. leds.ls_num(0) c. leds.ls(0b01000) d. leds.ls_num(0b01000)
18	<p>What is the result of the following code?</p> <pre>leds.user(0b00100000) leds.user_num(3, True)</pre>	<ul style="list-style-type: none"> a. leds.user(0b00101000) b. leds.user(0b00100000) c. leds.user(0b00001000) d. leds.user(0b00100100)
19	<p>What code turns off the CodeBot motors?</p>	<ul style="list-style-type: none"> a. motors.run(LEFT, 0) b. motors.disable(True) c. motors.disable(False) d. motors.enable(False)
20	<p>Which direction will the CodeBot move when the code runs?</p> <pre>from botcore import * motors.run(LEFT, -35) motors.run(RIGHT, -35) motors.enable(True)</pre>	<ul style="list-style-type: none"> a. Move forward b. Move backward c. Rotate clockwise d. Won't move
21	<p>Which direction will the CodeBot move when the code runs?</p> <pre>from botcore import * motors.run(LEFT, 20) motors.run(RIGHT, 40) motors.enable(True)</pre>	<ul style="list-style-type: none"> a. Move in a circle b. Move forward c. Rotate clockwise d. Rotate counterclockwise
22	<p>Which direction will the CodeBot move when the code runs?</p>	<ul style="list-style-type: none"> a. Move forward b. Move backward c. Rotate clockwise d. Won't move

	<pre>from botcore import * motors.run(LEFT, 60) motors.run(RIGHT, 60)</pre>	
23	<p>Which direction will the CodeBot move when the code runs?</p> <pre>from botcore import * motors.run(LEFT, 45) motors.run(RIGHT, 45) motors.enable(True)</pre>	<ul style="list-style-type: none">a. Move forwardb. Move backwardc. Rotate clockwised. Won't move
24	<p>Which direction will the CodeBot move when the code runs?</p> <pre>from botcore import * motors.run(LEFT, -30) motors.run(RIGHT, 30) motors.enable(True)</pre>	<ul style="list-style-type: none">a. Move in a circleb. Rotate clockwisec. Rotate counterclockwised. Move backward
25	<p>What code will play a tone?</p>	<ul style="list-style-type: none">a. speaker.play(tone)b. spkr.play(tone)c. spkr.pitch(tone)d. spkr.tone(pitch)